

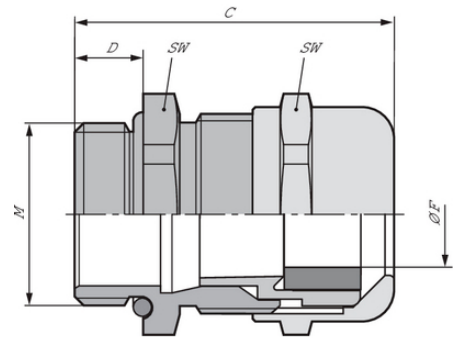
SKINTOP® MS-M








SKINTOP® MS-M, brass cable gland for cable diameters up to 98mm, in areas where mechanical and chemical stability are critical

Info

Also available as lead-free version - the lead-free articles end on LF after the article number

With IP69 approval! Proven to withstand the most demanding cleaning procedures for industrial machinery with high-pressure cleaners and hot water!



-  Good chemical resistance
-  Corrosion-resistant
-  Mechanical resistance
-  Optimum strain relief
-  Acid-resistant
-  Temperature-resistant
-  Variety of approval certifications

Benefits

Versatile properties make this a convincing product for a wide range of applications.

Best possible sealing enables protection class IP 68 (10 bar) and IP 69.

Optimal strain relief due to flexible slats.

Large, variable clamping range for different cable outer diameters up to 98 mm.

Last Update (23.04.2024)

©2024 Lapp Group - Technical changes reserved

Product Management www.lappkabel.de

You can find the current technical data in the corresponding data sheet.

PN 0456 / 02_03.16

SKINTOP® MS-M

Innovative, double lamella cage in sizes M 75 x 1.5 to M 110 x 2 simplifies installation and prevents leverage with heavy cables.

Application range

For sealing and strain-relieving cable entry into an enclosure.
Withstands high chemical and mechanical stress.
Suitable for outdoor use, taking into account the temperature range.

Norm references / Approvals

UL File Nr. E79903

Product Make-up

Metric connection thread acc. to DIN EN 60423
Basis for technical information DIN IEC 62444

Note

Article numbers ending in "LF" are lead-free product alternatives with the same product properties. "Lead-free" articles do not contain lead, which is currently still allowed to make up to four percent in copper alloys. It could be banned in the future according to the RoHS Directive.

For article names with the suffix "PLUS", the clamping range corresponds to the next higher thread size. The extended clamping range allows the insertion of cables with a larger diameter while maintaining the same connection thread.

Technical Data

Classification ETIM 5:	ETIM 5.0 Class-ID: EC000441 ETIM 5.0 Class-Description: Cable screw gland
Classification ETIM 6:	ETIM 6.0 Class-ID: EC000441 ETIM 6.0 Class-Description: Cable screw gland
Caution:	Refer to Appendix T21 for the installation dimensions and torques
Certifications:	VDE, UL and DNV approval available up to size M75x1,5
Material:	Body: nickel-plated brass Insert: polyamide Sealing: CR O-ring: NBR
Protection rating:	IP 68 - 10 bar IP 69 (M12 - M63) NEMA Type 1, 4x, 6, 12
Temperature range:	Dynamic: -25°C up to +100°C Fixed: -40°C to +100°C

Note

Photographs and graphics are not to scale and do not represent detailed images of the respective products.
Prices are net prices without VAT and surcharges. Sale to business customers only.

SKINTOP® MS-M

Article number	Article designation / size	Ø F mm	SW wrench size mm	Overall length C mm	Thread length D mm	Pieces / PU
SKINTOP® MS-M						
53112000	M 12 x 1,5	3.5 - 7.0	16	26.5	6.5	100
53112010	M 16 x 1,5	4.5 - 10.0	20	33.0	7	100
53112020	M 20 x 1,5	7 - 13.0	24	37.0	8	50
53112030	M 25 x 1,5	9 - 17.0	29	38.5	8	25
53112040	M 32 x 1,5	11 - 21.0	36	45.5	9	25
53112116	M 32 x 1,5 PLUS	19 - 28.0	45	48.0	9	10
53112050	M 40 x 1,5	19 - 28.0	45	48.0	9	10
53112083	M 40 x 1,5 PLUS	27 - 35.0	54	55.5	15	5
53112060	M 50 x 1,5	27 - 35.0	54	55.5	10	5
53112070	M 63 x 1,5	34 - 45.0	67	67.0	15	5
53112080	M 63 x 1,5 plus	44 - 55.0	75	65.5	15	5
53112510	M 75 x 1,5	58 - 68.0	95	105.0	15	1
53112512	M 90 x 2	66 - 78.0	115	135.5	20	1
53112514	M 110 x 2	86 - 98.0	135	154.0	25	1
SKINTOP® MS-M - Lead-free brass version						
53112000LF	M 12 x 1,5	3.5 - 7.0	16	26.5	6.5	100
53112010LF	M 16 x 1,5	4.5 - 10.0	20	33.0	7	100
53112020LF	M 20 x 1,5	7 - 13.0	24	37.0	8	50
53112030LF	M 25 x 1,5	9 - 17.0	29	38.5	8	25
53112040LF	M 32 x 1,5	11 - 21.0	36	45.5	9	25
53112050LF	M 40 x 1,5	19 - 28.0	45	48.0	9	10
53112060LF	M 50 x 1,5	27 - 35.0	54	55.5	10	5
53112070LF	M 63 x 1,5	34 - 45.0	67	67.0	15	5

Last Update (23.04.2024)

©2024 Lapp Group - Technical changes reserved

 Product Management www.lappkabel.de

You can find the current technical data in the corresponding data sheet.

PN 0456 / 02_03_16