

SMP 7600 TS J

Diffuse Proximity

Photoelectric Sensors



Product Data	
Function	Both
Operation Mode	Diffuse Proximity
Supply Voltage	10 - 30 V dc
Control Feature	Sensitivity pot. and light/dark switch
Connection	4 pin, M12 plug
Sensing Range	0,5 m
Output	NPN/PNP
Output Status	N.C./N.O.
Light Source	Infrared (880 nm)
Housing Material	Stainless Steel
Housing	M18 x 1

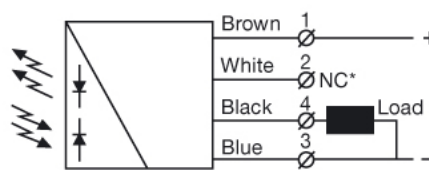
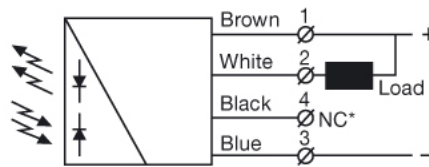
Technical Data	
Supply Voltage	10 - 30 V dc
Voltage Ripple	15 %
Reverse Polarity Protected	Yes
Short Circuit Protected	Yes
Current Consumption	20 mA
Max. Output Load	120 mA / 30 V dc
Max. Residual Voltage	2 V
Max. Operation Frequency	250 Hz
Response Time ton / toff	2 ms / 2 ms
Power On Indicator	Green LED
Output Indicator	Yellow LED
Hysteresis	Approx. 3 - 10 %
Light Source	Infrared (880 nm)
Opening Angle	+/- 4°
Housing Material, Front Lens	Polycarbonate

Housing Material, Sensor Housing	Stainless Steel (AISI 316 / 1.4401)
----------------------------------	-------------------------------------

Environmental Data	
Vibration	10 - 55 Hz, 0,5 mm
Shock	30 g
Operation Temperature	-20 to +60 °C
Storage Temperature	-40 to +80 °C
Sealing Class	IP 67
Light Immunity 15'	> 40 000 lux

Approvals


Wiring Diagram



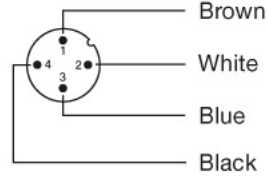
Connections

4 pin, M12

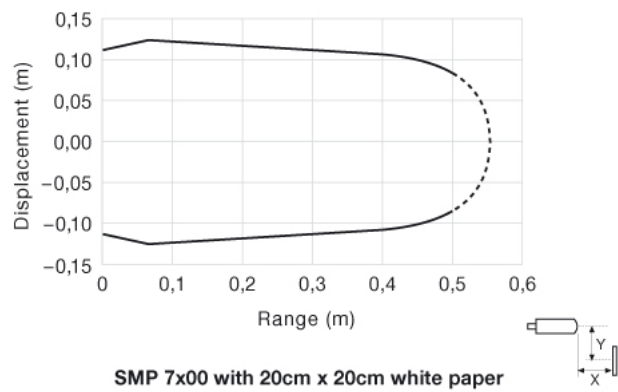
Sensor Plug
(Male)



Cable Plug
(Female)



Parallel Displacement



Dimensions

