



















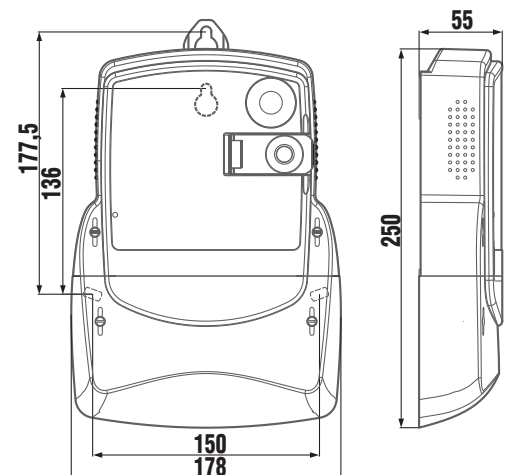
 kWh	 kvarh	 kVAh	Active, Reactive and Apparent Energy
 DIN	DIN housing		
  	Multiple connection types		
 CT	Direct or current transformer connection		
 IP54	Ingress protection		
	Load profile		
	Optical port		
	Real-time clock		
	Event log		
 RS485	RS485 interface		
	Multi-rate registration		
 MID B	 IEC 1	Accuracy class	
	Magnetic field detection		
	Photovoltaic ready		
	Maximum demand		
	4 Quadrant measurement		

With a future-proof design the Polyphase MT174 is ready to suit many diverse customer requirements. High quality manufacturing process enables the meter to deliver the performance, expected in residential and small commercial environments. It includes a wide variety of functionalities:

- Extensive anti-tampering features
- Photovoltaic friendly design
- RS communication interface (RS485)
- Up to four tariff schemes
- Extended load profile
- Time-of-use (TOU) – internal tariffication


Meter dimensions



Type overview

		MT174-D1 DIN	MT174-D2 DIN	MT174-T1 DIN
Network	Low voltage	●	●	●
Connection type	1P2W	●	●	
	3P3W	●	●	
	3P4W	●	●	●
Communication	RS485	●	●	●
	Optical interface	●	●	●
Input – output options	Output S0	●	●	●
	Output OPTOMOS	●	●	●
	Tariff input (1 or 2)	●	●	●

Technical specifications

		MT174-D1 DIN	MT174-D2 DIN	MT174-T1 DIN
Nominal voltage	U_n	3 x 120 V, 3 x 230/400 V, 3 x 230 V, 230 V, 3 x 400 V		3 x 230/400 V, 3 x 230 V
Voltage range		0.8 – 1.15 U_n		
Reference frequency		50 Hz or 60 Hz		
Current	Base current I_b	5A or 10A		1 A
	Starting current I_{st}	5A => Class 2: 0.025A, Class 1: 0.02A 10A => Class 2: 0.05A, Class 1: 0.04A		20 mA
	Maximal current I_{max}	85 A, 120 A		6 A
Accuracy class	Active energy	Class 2 or Class 1 (IEC 62053 - 21 or IEC 62053 - 23) A or B (EN 50470 - 3)		
	Reactive energy	Class 3 or Class 2		
	Apparent energy	Class 3 or Class 2		
Real-time clock	Accuracy	Better than ± 3 min/year at 23 °C		
	Back-up power supply	Li battery: 5 years life time up to 20 years		
Temperature ranges (IEC 62052 - 11)	Operation	-40 °C ... +60 °C; extended -40 °C ... +70 °C		
	Storage	-40 °C ... +80 °C		
Ingress protection IEC 60529		IP54		
Liquid Crystal Display				

Basic functionality

Measurement features

- Two way ("energy") measurements
- Active, Reactive and Apparent energy and demand in 3-phase 4- and 3-wire networks
- Measurement by phases and polyphase, quantities of measurement: Voltages by phases, Currents by phases, Power factors by phases, Frequency
- Measurement of instantaneous power

Tariff functions

- Time-of-use (TOU) measurement of active energy and maximum demand (up to 4 tariffs, 10 seasons, 10 weekly programs, 10 daily definitions, 10 tariff change over inside individual daily tariff programs, 46 holidays)

Load profiles

- Load profile recorder with up to 8 channels
- Possibility to set the recording period on 5, 10, 15, 30, 45 or 60 minutes

Communication

- IEC 1107 compliance
- Two communication interfaces:
 - Optical port
 - RS485

Real-time clock (RTC)

- Compliant with IEC 62054 - 21 standard
- RTC with calendar, based on 32 kHz quartz crystal
- RTC accuracy: better than ± 3 min/year, operation reserve: 5 years, expected Libattery life time: 20 years
- Counter of elapsed time of RTC operation
- Libattery enables data display on LCD when meter is in no-power state

Specifics

- Backlit LCD display
- Detection of opening main and terminal cover
- External magnetic field detector
- Photovoltaic ready
- Secured communication channels
- Change of set parameters protected with a sealed pushbutton
- Indication of low Libattery

Optional

- RTC
- Load profile
- RS485 interface
- Inputs/Outputs